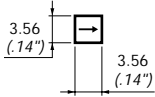


Specifications

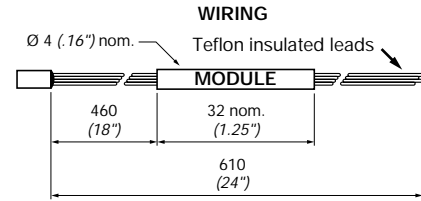


EGA, EGA-F & EGA-R

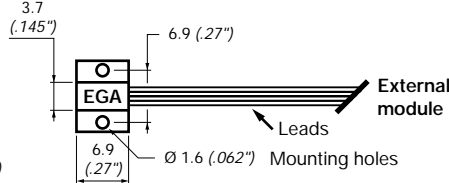
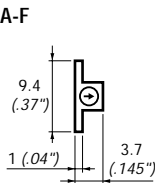
EGA



Weight without leads: 1/2 gram nom.

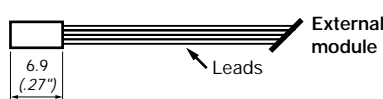
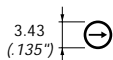


EGA-F




Weight without leads: 1/2 gram nom.

EGA-R



Weight without leads: 1/2 gram nom.



Dim: mm (inches)

EGA Series

g RANGES "FS"	g OVERRRANGE LIMIT	FREQUENCY RESPONSE $\pm 1/2$ dB nom./min.	NATURAL FREQUENCY nom.	SENSITIVITY mV/g nom.	OUTPUT "FSO" mV nom.
± 5	± 25	0 to 150/70 Hz	300 Hz	15	± 75
± 10	± 50	0 to 250/120 Hz	500 Hz	12.5	± 125
± 25	± 125	0 to 500/240 Hz	1000 Hz	5	± 125
± 50	± 250	0 to 600/290 Hz	1200 Hz	4	± 200
± 100	± 500	0 to 750/360 Hz	1500 Hz	2.5	± 250
± 250	± 1250	0 to 1000/500 Hz	2000 Hz	1	± 250
± 500	± 2500	0 to 1500/750 Hz	3000 Hz	0.5	± 250
± 1000	± 3000	0 to 2000/1000 Hz	4000 Hz	0.25	± 250
± 2500	± 5000	0 to 3000/1400 Hz	6000 Hz	0.1	± 250
± 5000	± 10000	0 to 3500/2000 Hz	8000 Hz	0.05	± 250

EXCITATION:	15VDC
IMPEDANCE IN:	1000 Ω nom. typ.
IMPEDANCE OUT:	450 Ω nom.
NON-LINEARITY:	$\pm 1\%$
TRANSVERSE SENSITIVITY:	3% max.
DAMPING RATIO AT 20°C (70°F):	0.7 nom. (0.3 to 1)
THERMAL ZERO SHIFT:	± 2.5 mV/50°C (± 2.5 mV/100°F)
THERMAL SENSITIVITY SHIFT (TSS):	$\pm 2.5\%/50^\circ\text{C}$ ($\pm 2.5\%/100^\circ\text{F}$)
OPERATING TEMPERATURE:	-40°C to 120°C (-40°F to 250°F)
COMPENSATED TEMPERATURE:	20°C to 80°C (70°F to 170°F)
ZERO OFFSET AT 20°C (70°F):	± 15 mV typ.

"Off-the-Shelf" Stocking Program

	TITLE EGA ACCELEROMETERS Miniature Smallest Size & Weight	Entran Devices, Inc. FAIRFIELD, NJ, USA		
		SPECIFICATION NUMBER	ISSUE	PAGE
		EGAS0001U	P01	1 of 2

Options and Accessories:

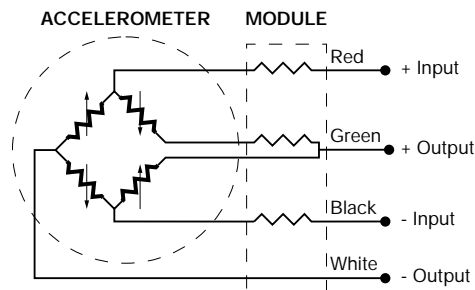
COMPENSATED TEMPERATURE RANGES:	STANDARD	= 20°C to 80°C (70°F to 170°F)
	Z1	= -20°C to 40°C (0°F to 100°F)
	Z2	= 0°C to 60°C (32°F to 140°F)
	Z4	= 40°C to 90°C (100°F to 200°F)
	Z*	= Non-standard, contact Entran
5 WIRE BRIDGE WIRING FOR ADJUSTABLE ZERO OFFSET:	5	= 5 Wire
EXCITATION VOLTAGE:	STANDARD	= 15VDC
	V00	= Replace "00" with Excitation between 1 and 15. If less than 15, Sensitivity (FSO) will decrease accordingly.
	V*	= Non-standard Excitation with standard FSO and non-standard TSS, contact Entran.
SPECIAL LEAD LENGTH:	L00F	= Replace "00" with total length in feet.
	L00M	= Replace "00" with total length in meters.
SPECIAL MODULE LOCATION:	M00F	= Replace "00" with distance between sensor and module in feet.
	M00M	= Replace "00" with distance between sensor and module in meters.
WATERPROOFING LEAD EXIT:	X	= Short term waterproofing. Limited to 105°C (220°F).
CONNECTOR WIRED TO LEADS:	C	= Microtech type male (w/o mate)
	R	= RJ Telephone type male (w/o mate)
MATING CONNECTORS FOR CONNECTOR OPTIONS:	See Cable and Connector Bulletin	
TRIAxIAL MOUNTING BLOCK:	MTG-A1 & A1M for mounting 3 EGA (see EG Accessories)	

Model Number construction:

EGA Series	-F Housings	-	100 Range	-	/Z1/L2M/R Options
	" "				C or R
	-F				L00F or L00M
	-R				M00F or M00M
					V1 thru V15 or V*
					X
					Z1, Z2, Z4, or Z*
					5

Off-the-Shelf" Stocking

Wiring:



Entran®

EGA ACCELEROMETERS

SPECIFICATION NUMBER

EGAS0001U

ISSUE

P00

PAGE

2 of 2

EGA

E2