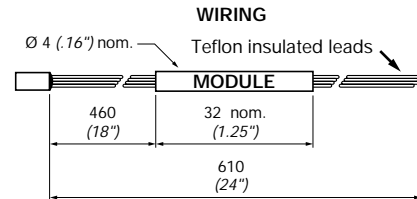
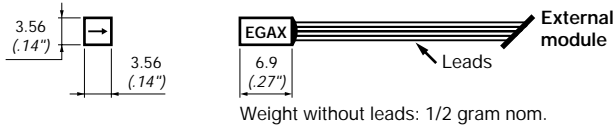


# Specifications

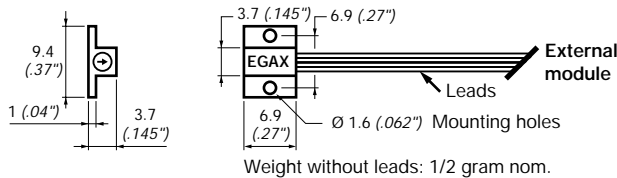


## EGAX, EGAX-F, EGAXT & EGAXT-F

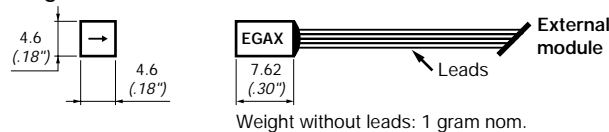
EGAXT- 500 through -2500 & all EGAX-



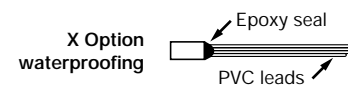
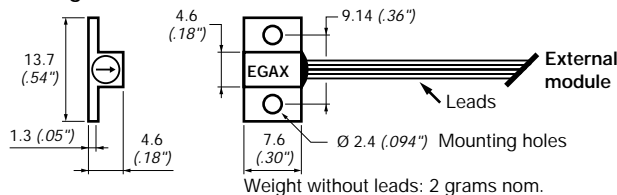
EGAXT-F-500 through -2500 & all EGAX-F-



EGAXT- 5 through -250



EGAXT-F- 5 through -250



Dim: mm (inches)

## EGAX Series

g RANGES "FS"	g OVERRANGE LIMIT (Note 1)	FREQUENCY RESPONSE $\pm 1/2$ dB nom./min.	NATURAL FREQUENCY nom.	SENSITIVITY mV/g nom.		OUTPUT "FSO" mV nom.	
				EGAX	EGAXT	EGAX	EGAXT
$\pm 5$	$\pm 10000$	0 to 250/120 Hz	500 Hz	10	7.5	$\pm 50$	$\pm 38$
$\pm 10$	$\pm 10000$	0 to 300/140 Hz	600 Hz	8	6	$\pm 80$	$\pm 60$
$\pm 15$	$\pm 10000$	0 to 450/220 Hz	900 Hz	6	4.5	$\pm 90$	$\pm 68$
$\pm 25$	$\pm 10000$	0 to 600/300 Hz	1200 Hz	4	3	$\pm 100$	$\pm 75$
$\pm 50$	$\pm 10000$	0 to 700/350 Hz	1400 Hz	3	2.25	$\pm 150$	$\pm 110$
$\pm 100$	$\pm 10000$	0 to 900/400 Hz	1700 Hz	2	1.5	$\pm 200$	$\pm 150$
$\pm 250$	$\pm 10000$	0 to 1000/500 Hz	2000 Hz	1	0.75	$\pm 250$	$\pm 190$
$\pm 500$	$\pm 10000$	0 to 1500/750 Hz	3000 Hz	0.5	0.5	$\pm 250$	$\pm 250$
$\pm 1000$	$\pm 10000$	0 to 2000/1000 Hz	4000 Hz	0.25	0.25	$\pm 250$	$\pm 250$
$\pm 2500$	$\pm 10000$	0 to 3000/1400 Hz	6000 Hz	0.1	0.1	$\pm 250$	$\pm 250$

Notes: 'Overrange for EGAX is in the Sensitive Axis only, for EGAXT in all 3 axes.

EXCITATION:	15VDC
IMPEDANCE IN:	1000 $\Omega$ nom. typ.
IMPEDANCE OUT:	450 $\Omega$ nom.
NON-LINEARITY:	$\pm 1\%$
TRANSVERSE SENSITIVITY:	3% max.
DAMPING RATIO AT 20°C (70°F):	0.7 nom. (0.3 to 1)
OVERRANGE STOPS:	Built-in
THERMAL ZERO SHIFT:	$\pm 2.5$ mV/50°C ( $\pm 2.5$ mV/100°F)
THERMAL SENSITIVITY SHIFT (TSS):	+1% to -4%/50°C (+1% to -4%/100°F)
OPERATING TEMPERATURE:	-40°C to 120°C (-40°F to 250°F)
COMPENSATED TEMPERATURE:	20°C to 80°C (70°F to 170°F)
ZERO OFFSET AT 20°C (70°F):	$\pm 15$ mV typ.

"Off-the-Shelf" Stocking Program

	TITLE	Entran Devices, Inc.		
	EGAX ACCELEROMETERS Miniature 10,000g Overrange Stops	FAIRFIELD, NJ, USA		
		SPECIFICATION NUMBER	ISSUE	PAGE
	EGAX0001U	P01	1 of 2	

## Options and Accessories:

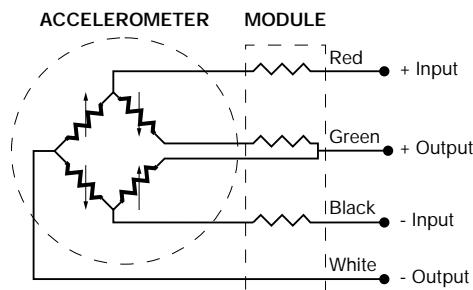
<b>COMPENSATED TEMPERATURE RANGES:</b>	<b>STANDARD</b>	<b>= 20°C to 80°C (70°F to 170°F)</b>
	Z1	= -20°C to 40°C (0°F to 100°F)
	Z2	= 0°C to 60°C (32°F to 140°F)
	Z4	= 40°C to 90°C (100°F to 200°F)
	Z*	= Non-standard, contact Entran
<b>5 WIRE BRIDGE WIRING FOR ADJUSTABLE ZERO OFFSET:</b>	5	= 5 Wire
<b>EXCITATION VOLTAGE:</b>	<b>STANDARD</b>	<b>= 15VDC</b>
	V00	= Replace "00" with Excitation between 1 and 15. If less than 15, Sensitivity (FSO) will decrease accordingly.
	V*	= Non-standard Excitation with standard FSO and non-standard TSS, contact Entran.
<b>SPECIAL LEAD LENGTH:</b>	L00F	= Replace "00" with total length in feet.
	L00M	= Replace "00" with total length in meters.
<b>SPECIAL MODULE LOCATION:</b>	M00F	= Replace "00" with distance between sensor and module in feet.
	M00M	= Replace "00" with distance between sensor and module in meters.
<b>WATERPROOFING LEAD EXIT:</b>	X	= Short term waterproofing. Limited to 105°C (220°F).
<b>CONNECTOR WIRED TO LEADS:</b>	C	= Microtech type male (w/o mate)
	R	= RJ Telephone type male (w/o mate)
<b>MATING CONNECTORS FOR CONNECTOR OPTIONS:</b>	See Cable and Connector Bulletins	
<b>TRIAxIAL MOUNTING BLOCKS:</b>	<b>MTG-A1 &amp; -A1M for 3 EGAX or EGAXT-500 to 2500</b> (see EG Accessories)	
	<b>MTG-A2 &amp; -A2M for 3 EGAXT-5 to 250</b> (see EG Accessories)	

## Model Number construction:

<b>EGAX</b> Series	<b>-F</b> Housings	-	<b>100</b> Range	-	<b>/Z1/L2M/R</b> Options
<b>EGAX</b> EGAXT	" "				C or R L00F or L00M M00F or M00M V1 thru V15 or V* X Z1,Z2,Z4, or Z* 5

"Off-the-Shelf" Stocking Program

## Wiring:



	<b>EGAX ACCELEROMETERS</b>	SPECIFICATION NUMBER	ISSUE	PAGE
		EGAXS001U	P00	2 of 2